




134.0m²

-  3
-  2
-  1

CEILING 2770



ARTIST IMPRESSION ONLY



www.queenslandhouseremovers.com.au - 07 5499 2160

SOUTHWICK



INTERNAL AREA	106.9m ²	EXTERNAL AREA	27.1m ²
TOTAL AREA	134.0m ²	A4 - Scale	

134.0m²

-  3
-  2
-  1

CEILING 2770

3575

15310

APPROX. LENGTH

7580
APPROX. WIDTH



1 PRESENTATION PLAN
1 : 100

ARTIST IMPRESSION ONLY



www.queenslandhouseremovers.com.au - 07 5499 2160

SOUTHWICK



INTERNAL AREA	106.9m ²	EXTERNAL AREA	27.1m ²
TOTAL AREA	134.0m ²	A4 - Scale	1 : 100